

CAMBRIDGE



RAHNAMA
P R E S S

@RAHNAMAPRESS
WWW.RAHNAMAPRESS.COM

WITH SELF-STUDY AUDIO

Connect

SECOND EDITION



Jack C. Richards
Carlos Barbisan
with Chuck Sandy

Student's Book

1

Table of Contents

Syllabus	iv
-----------------------	----

Unit 1 Back to School

Lesson 1 Classmates	2
Lesson 2 Hello	4
Mini-review	6
Lesson 3 After school	8
Lesson 4 Names	10
Get Connected	12
Review	14

Unit 2 Favorite People

Lesson 5 Teachers and friends	16
Lesson 6 Favorite stars	18
Mini-review	20
Lesson 7 Birthdays	22
Lesson 8 E-pals	24
Get Connected	26
Review	28

Unit 3 Everyday Things

Lesson 9 What a mess!	30
Lesson 10 Cool things	32
Mini-review	34
Lesson 11 Favorite things	36
Lesson 12 Where is it?	38
Get Connected	40
Review	42

Unit 4 Around Town

Lesson 13 At the movies	44
Lesson 14 Downtown	46
Mini-review	48
Lesson 15 At the mall	50
Lesson 16 Any suggestions?	52
Get Connected	54
Review	56

Unit 5 Family and Home

Lesson 17 My family	58
Lesson 18 Family reunion	60
Mini-review	62
Lesson 19 My new city	64
Lesson 20 At home	66
Get Connected	68
Review	70

Unit 6 At School

Lesson 21 The media center	72
Lesson 22 Around school	74
Mini-review	76
Lesson 23 School subjects	78
Lesson 24 Spring Day	80
Get Connected	82
Review	84

Unit 7 Around the World

Lesson 25 People and countries	86
Lesson 26 Nationalities	88
Mini-review	90
Lesson 27 Holidays	92
Lesson 28 Important days	94
Get Connected	96
Review	98

Unit 8 Teen Time

Lesson 29 Favorite places	100
Lesson 30 Talent show	102
Mini-review	104
Lesson 31 School fashion	106
Lesson 32 Teen tastes	108
Get Connected	110
Review	112

Games	114
--------------------	-----

Get Connected Vocabulary Practice	122
--	-----

Theme Projects	126
-----------------------------	-----

Word List	134
------------------------	-----

Syllabus

Connect Student's Book 1

Unit 1 Back to School	Lesson	Function	Grammar	Vocab
	Lesson 1 Classmates	Introducing yourself	<i>What's your name?</i>	Ways to
	Lesson 2 Hello.	Greeting someone	<i>How are you?</i>	Greetings
	Lesson 3 After school	Introducing others	<i>this is (name)</i>	Ways to say good-bye
	Lesson 4 Names	Spelling names	Names	Common American names
	Get Connected	Reading • Listening • Writing		
	Theme Project	Make a personal information poster.		

Unit 2 Favorite People	Lesson	Function	Grammar	Vocabulary
	Lesson 5 Teachers and friends	Talking about teachers and friends	<i>his / her</i> <i>Who's this?</i>	Teachers and classmates
	Lesson 6 Favorite stars	Talking about favorite stars	<i>He's / She's ...</i>	Stars and their jobs
	Lesson 7 Birthdays	Talking about age	<i>How old ... ?</i> <i>He's not / She's not</i>	Numbers 0–20
	Lesson 8 E-pals	Talking about where someone is from	<i>Where ... from?</i> <i>You're / I'm not</i>	Countries
	Get Connected	Reading • Listening • Writing		
	Theme Project	Make a poster about two people who work at your school.		

Unit 3 Everyday Things	Lesson	Function	Grammar	Vocabulary
	Lesson 9 What a mess!	Describing who owns specific things	<i>This is / That's + possessive</i>	Things students own
	Lesson 10 Cool things	Talking about interesting things	<i>What's this / that?</i>	Interesting objects
	Lesson 11 Favorite things	Talking about favorite things	<i>What are these / those?</i>	Things students collect
	Lesson 12 Where is it?	Talking about where things are located	<i>Where's / Where are ... ?</i> <i>It's not / They're not ...</i>	Objects in a bedroom
	Get Connected	Reading • Listening • Writing		
	Theme Project	Make an advertisement for an electronics store.		

Unit 4 Around Town	Lesson	Function	Grammar	Vocabulary
	Lesson 13 At the movies	Asking where someone is	<i>Are you ... ?</i>	Places in town
	Lesson 14 Downtown	Describing where something is	<i>Is it ... ?</i>	More places in town Locations
	Lesson 15 At the mall	Talking about where people are	<i>Is she / Are they ... ?</i>	Places in the mall
	Lesson 16 Any suggestions?	Making suggestions	Suggestions for others Suggestions for you + others	At the beach
	Get Connected	Reading • Listening • Writing		
	Theme Project	Make a guide for visitors to your city.		

Unit 5 Family and Home

Lesson	Function	Grammar	Vocabulary
Lesson 17 My family	Talking about family members	<i>have / has</i>	Numbers 21–100 Family members
Lesson 18 Family reunion	Describing what someone is like	<i>What's ... like?</i>	Appearance and personality traits
Lesson 19 My new city	Describing new neighborhoods and friends	<i>We're / They're; Our / Their</i>	Adjectives to describe places and people
Lesson 20 At home	Describing a home	<i>It has ...</i>	Areas of a house
Get Connected	Reading • Listening • Writing		
Theme Project	Make a group photo album.		

Unit 6 At School

Lesson	Function	Grammar	Vocabulary
Lesson 21 The media center	Talking about what is in a room	<i>There's / There are ... There's no / There are no ...</i>	Things in a media center
Lesson 22 Around school	Asking about school facilities	<i>Is there a / Are there any ... ?</i>	School facilities
Lesson 23 School subjects	Describing a class schedule	<i>on / at</i>	School subjects Saying the time
Lesson 24 Spring Day	Talking about time and when events begin	<i>What time ... ?</i>	Special events
Get Connected	Reading • Listening • Writing		
Theme Project	Make a poster of a dream school ("cool school").		

Unit 7 Around the World

Lesson	Function	Grammar	Vocabulary
Lesson 25 People and countries	Talking about where people are from	<i>is / isn't; are / aren't</i> in short answers	Countries
Lesson 26 Nationalities	Describing famous people	<i>isn't / aren't</i> in statements	Nationalities
Lesson 27 Holidays	Talking about holidays	<i>When is ... ?</i>	Months of the year Holidays
Lesson 28 Important days	Describing favorite months	<i>in / on</i>	Dates and ordinal numbers
Get Connected	Reading • Listening • Writing		
Theme Project	Make an informational booklet about different countries.		


Unit 8 Teen Time

Lesson	Function	Grammar	Vocabulary
Lesson 29 Favorite places	Talking about favorite places	<i>What's it like?</i>	Adjectives to describe places
Lesson 30 Talent show	Describing talents	<i>can / can't</i>	Talents
Lesson 31 School fashion	Talking about school uniforms	<i>What color is / are ... ?</i>	Clothing Colors
Lesson 32 Teen tastes	Talking about likes and dislikes	<i>love / like / don't like</i>	Music Food
Get Connected	Reading • Listening • Writing		
Theme Project	Make a pair of bookmarks of healthy foods and activities.		


Lesson
1

Classmates

1 Saying hello

 **A** It is the first day of school at Kent International School.
 Listen and practice.



 **B** Listen again. Write the names.

- | | |
|-----------------|----------|
| 1. <u>Paulo</u> | 4. _____ |
| 2. _____ | 5. _____ |
| 3. _____ | 6. _____ |

2 Language focus

A Jenny and Paulo meet. Listen and practice.

Jenny Hi. I'm Jenny.

What's your name?

Paulo My name is Paulo.

Jenny Nice to meet you, Paulo.

Paulo Nice to meet you, too.

What's your name?

What's your name?

My name is Paulo.

I'm Jenny.

What's = What is I'm = I am



B Complete the conversations. Listen and check.
Then practice.

- Jenny** What's your (you / your) name?
Sandra _____ (My / Your) name is Sandra.
- Yoshi** Hello. _____ (I'm / You) Yoshi.
Paulo Nice to meet _____ (you / your), Yoshi.
- Nicole** I'm Nicole. _____ (Is / What's) your name?
Tyler _____ (My / You) name is Tyler.
- Sandra** Hi. My _____ (nice / name) is Sandra.
Yoshi _____ (My / I'm) Yoshi. Nice to meet you.

3 Speaking

Introduce yourself to three classmates.

You Hello. I'm What's your name?

Classmate My name is

You Nice to meet you,

Classmate Nice to meet you, too.

1 Greetings

 Samantha greets people. Listen and practice.

1

Good morning, Samantha.



Sorry I'm late, Mr. White.

2

Good afternoon, Mrs. Morgan.



Hello, Samantha.

3

Good evening, Miss Clark.




Hi, Samantha.

Titles

		Single	Married
Females	Miss	<input checked="" type="checkbox"/>	<input type="checkbox"/>
	Mrs.	<input type="checkbox"/>	<input checked="" type="checkbox"/>
	Ms.	<input checked="" type="checkbox"/>	<input checked="" type="checkbox"/>
Males	Mr.	<input checked="" type="checkbox"/>	<input checked="" type="checkbox"/>

2 Listening

 Which greetings do you hear? Listen and check (✓) two greetings for each conversation.



	Good morning.	Good afternoon.	Good evening.	Hi.	Hello.
Conversation 1	<input type="checkbox"/>	<input checked="" type="checkbox"/>	<input type="checkbox"/>	<input type="checkbox"/>	<input checked="" type="checkbox"/>
Conversation 2	<input type="checkbox"/>	<input type="checkbox"/>	<input type="checkbox"/>	<input type="checkbox"/>	<input type="checkbox"/>
Conversation 3	<input type="checkbox"/>	<input type="checkbox"/>	<input type="checkbox"/>	<input type="checkbox"/>	<input type="checkbox"/>
Conversation 4	<input type="checkbox"/>	<input type="checkbox"/>	<input type="checkbox"/>	<input type="checkbox"/>	<input type="checkbox"/>

3 Language focus

A Ms. Davis and Sandra greet each other.
Listen and practice.

Ms. Davis Good morning, Sandra.
 How are you today?
Sandra Fine, thank you.
 How about you?
Ms. Davis Great, thanks. Are you ready
 for the new school year?
Sandra Yes, I am.

B Study the language chart.

How are you?		
How are you?		
Great.	Fine. Good. OK. Not bad.	Not too good.
		

C Complete the conversations with the words in the boxes. Listen and check. Then practice.

☒ are ☐ not ☐ too ☐ you

1. **Tyler** Good morning. How are you?
Sandra _____ bad, thanks.
 How about _____?
Tyler Not _____ good.

☐ afternoon ☐ good ☐ how ☐ you

2. **Ms. Davis** Good _____, Paulo.
 How are you today?
Paulo OK. _____ about you?
Ms. Davis _____, thank _____.



4 Speaking

Greet three classmates.

Good..... How are you?

..... How about you?

1 Language check

A Complete the chart with words in the box. Use two words twice.

☐ Miss ☐ Mrs. ☐ Mr. ☐ Ms.

	Single	Married
Females	<u>Miss</u>	_____
	_____	_____
Males	_____	_____

B Number the sentences in the correct order.

- _____ Nice to meet you, Tina.
1 _____ Hi. I'm Marco. What's your name?
 _____ My name is Tina.
 _____ Nice to meet you, too.
- _____ Fine, thanks.
 _____ Yes, I am.
 _____ Good morning, Ms. Moss. How are you?
 _____ OK, thank you. How about you?
 _____ Are you ready for the new school year?
- _____ Not bad.
 _____ OK, thanks. How are you?
 _____ Yes, I am.
 _____ Are you ready for class today?
 _____ Good afternoon, Mr. James. Sorry I'm late. How are you?
- _____ Nice to meet you, Josh.
 _____ Are you ready for the new school year?
 _____ Hello. My name is Jim.
 _____ Yes, I am.
 _____ Hi, Jim. I'm Josh.
 _____ Nice to meet you, too.



**C Complete the conversations with the sentences in the box.
Then practice.**

- ☐ Hi, Wendy. ☐ Nice to meet you, Ethan. ☒ What's your name?
☐ How are you? ☐ Not bad.



Wendy Hi. I'm Wendy. What's your name?

Ethan My name is Ethan.

Wendy _____



Ethan _____

Wendy Hello, Ethan. _____

Ethan Good, thanks. How about you?

Wendy _____

2 Listening

A What's next? Listen and check (✓) the correct response.

- | | |
|---|---|
| 1. <input type="checkbox"/> Great, thanks.
<input checked="" type="checkbox"/> I'm Joseph. | 4. <input type="checkbox"/> Not too good.
<input type="checkbox"/> Nice to meet you. |
| 2. <input type="checkbox"/> Thank you.
<input type="checkbox"/> Good morning. | 5. <input type="checkbox"/> Hello, Dan. Sorry I'm late.
<input type="checkbox"/> How about you? |
| 3. <input type="checkbox"/> Fine, thanks.
<input type="checkbox"/> My name is Jennifer. | 6. <input type="checkbox"/> Good evening, Elizabeth.
<input type="checkbox"/> Nice to meet you, too. |

B Now listen to the complete conversations. Check your answers.

Go to page 114
for the
Game.

1 Language focus

A Nicole joins the basketball team.
Listen and practice.

this is (name)

Mr. Diaz, **this is** Nicole Martel.
Nicole, **this is** Mr. Diaz.



Tyler Hi, Nicole. How are you?
Nicole Good, thanks.



Tyler Mr. Diaz, this is Nicole Martel.



Tyler Nicole, this is Mr. Diaz.
Nicole Hi, Mr. Diaz. Nice to meet you.
Mr. Diaz Nice to meet you, too.



Mr. Diaz OK. Are you ready?
Let's go!

B Introduce two classmates to each other.

You, this is
....., this is

Classmate 1 Hi,

Classmate 2 Hi, Nice to meet you.

C Complete the conversations with the words in the box.
Which conversation is an introduction? Circle it.

☐ are ☐ good ☐ hello ☒ is ☐ you

1. **Jenny** Hi, Mr. Diaz. This is Paulo Santos.
Mr. Diaz Hello, Paulo.
Paulo Nice to meet _____, Mr. Diaz.

2. **Tyler** _____, Sandra.
Sandra Hi, Tyler. How _____ you?
Tyler _____, thanks.

2 Listening

 Are these conversations introductions?
 Listen and check (✓) Yes or No.

	Yes	No		Yes	No
Conversation 1	<input checked="" type="checkbox"/>	<input type="checkbox"/>	Conversation 4	<input type="checkbox"/>	<input type="checkbox"/>
Conversation 2	<input type="checkbox"/>	<input type="checkbox"/>	Conversation 5	<input type="checkbox"/>	<input type="checkbox"/>
Conversation 3	<input type="checkbox"/>	<input type="checkbox"/>			

3 Saying good-bye

 **A** Listen and practice.



B Complete the conversations. Then practice with a partner.
Use your own information.

1. **A** Good- bye, Sue. **B** _____ you later, Jack.
 2. **A** _____ night, Mr. Lee. **B** Bye-bye, Dave.
 3. **A** Bye-bye, Kendra. **B** See _____ tomorrow, Min!

Lesson
4

Names


1 Vocabulary

 **A** Listen to these common American names. Then practice.

Girls' names			Boys' names		
Annie	Kaitlyn	Olivia	David	Matthew	Tyler
Elizabeth	Madison	Samantha	Ethan	Michael	William
Emma	Mia	Sophia	Jack	Ryan	Zachary
Hannah			John		

 **B** Listen to the alphabet. Then practice.



 **C** How do these students spell their names? Listen and write the names. Then practice.



Alex

2 Pronunciation Syllables

 **A** Study the pronunciation chart. Then listen and practice.

1 syllable	2 syllables	3 syllables
John	An nie	Za cha ry

 **B** Listen to these names. How many syllables do they have?

1. Samantha 3 2. Jack ____ 3. Ethan ____ 4. Madison ____ 5. David ____

3 Language focus

A Adriana gets a library card.
Listen and practice.

Mr. Moore What's your name?
Adriana Adriana Moraes.
Mr. Moore Is that A-D-R-I-A-N-A?
Adriana Yes, that's right.
Mr. Moore And how do you spell your last name?
Adriana M-O-R-A-E-S.
Mr. Moore OK. Here's your card.



B Complete the conversation with your own information. Then practice with a classmate.

A What's your name?
B _____
A How do you spell your last name?
B _____

Names

First names **Last names**

Yoshi Sato
Jenny Wilson
Tyler Foster

How do you spell your last name?
M-O-R-A-E-S.



4 Speaking

Learn to spell your classmates' last names.

You Hi! What's your last name?
Classmate
You How do you spell your last name?
Classmate

Get Connected

UNIT 1

Read

A Read the article quickly. Write the last names of the three people in the article.

1. _____
2. _____
3. _____

Meet Corbin, Ashley, and Lucas!





Hi, friends! My name is Corbin. My last name is Bleu. I'm Chad in *High School Musical*. I like **candy bars**. Oh, and my nickname is Bleu Man. What's your nickname?

Good afternoon! I'm Ashley Tisdale. My **dog's** name is Blondie. I'm Sharpay in *High School Musical*. I like **sushi**! Nice to meet you. See you later.



Hello. I'm Lucas Grabeel. I'm Ryan in *High School Musical*. My nickname is Mr. "Go Get 'Em." I like **music**. And I'm great today. How about you? How are you today?

 to page 122
 for the
**Vocabulary
 Practice.**

B  Read the article slowly. Check your answers in Part A.

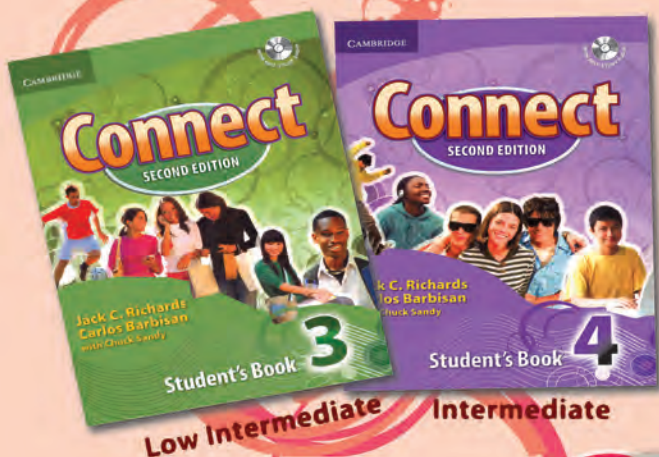
C Circle the correct words to complete the sentences.

1. Corbin's last name is (Tisdale / Bleu / Grabeel).
2. Corbin's name in *High School Musical* is (Chad / Blondie / Ryan).
3. Ashley's dog's name is (Tisdale / Blondie / Ryan).
4. Ashley likes (sushi / candy bars / music).
5. Lucas's nickname is (Ryan / Mr. "Go Get 'Em" / Bleu Man).
6. Lucas's (name / nickname / last name) in *High School Musical* is Ryan.

Connect

SECOND EDITION

A four-level, four-skills
American English course
for young adolescents



Connect encourages students to connect to English through:

- Contemporary high-interest topics and contexts
- Fun dialogs and games
- Point-by-point grammar presentations
- Clear vocabulary presentations, practice, and recycling
- A multi-skills, graded syllabus

Connect, Second Edition features:

- New Get Connected lessons with fresh, appealing readings
- Updated Theme Projects
- New and expanded Mini-review material
- Updated and expanded Connect Arcade
- Expanded Teacher Support Site

Each level of *Connect, Second Edition* consists of a Student's Book with Self-study Audio CD, a Workbook, Class Audio, and a Teacher's Edition. The *Connect Arcade* and the Teacher Support Site are available online.

Self-study Audio CD included!

Contains self-study audio for each Vocabulary section, Language Focus (Part A) section, and Get Connected reading.



CAMBRIDGE
UNIVERSITY PRESS
www.cambridge.org

ISBN 978-0-521-73694-7



9 780521 736947